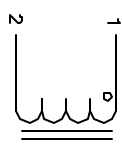


The information contained in this drawing is the sole property of CWS Coil Winding Specialist. Any reproduction in part or whole without written permission of CWS Coil Winding Specialist is prohibited.

REVISION HISTORY			
REV	ECN	DESCRIPTION	DATE
A		PRODUCTION RELEASE	2/9/04



SCHEMATIC

6 USING A PERMANENT MARKING METHOD MARK PART NUMBER AND REVISION, IF APPLICABLE IF NEEDED, WRAP INDUCTOR WITH GLASS TAPE

5 TO THE CORE MUST REST FLAT ON PCB. LEADS MUST BE TANGENT FLUSH WITH THE COIL EDGE. AS SHOWN (I.E. COIL REMOVE INSULATION AND TIN LEADS 0.5 INCH

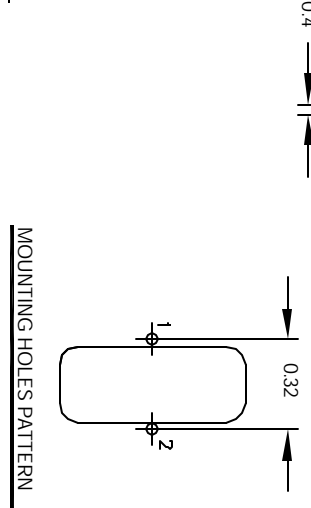
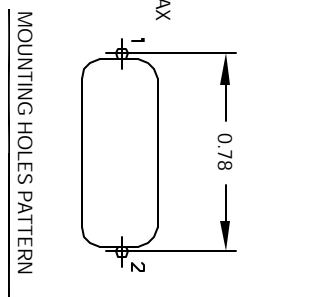
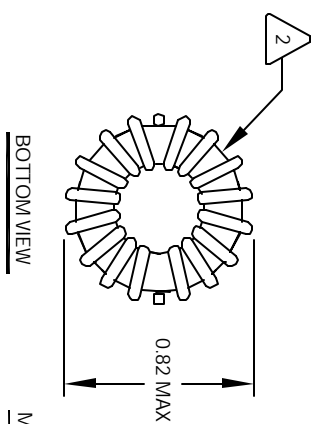
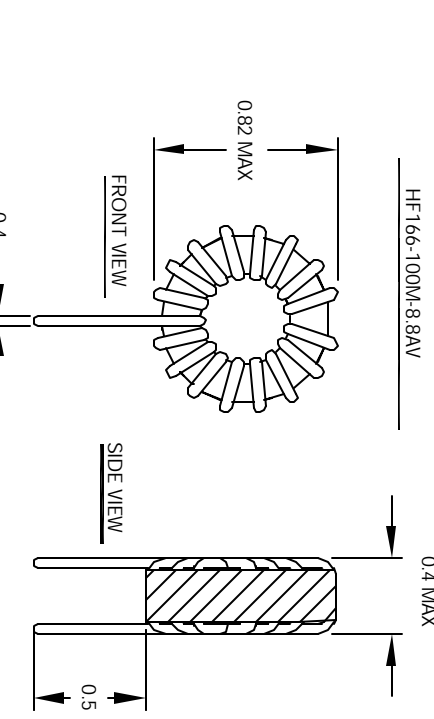
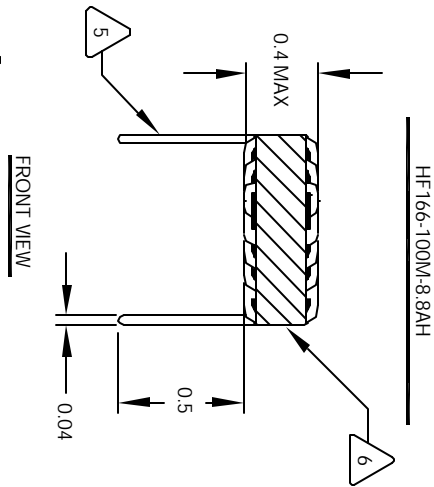
4 WIND COILS EVENLY SPACED AROUND THE CORE CONSTRUCTION:

HI-POT TEST FOR WINDING TO CORE ISOLATION = 500VDC MIN  
 CURRENT RATING : 8.8 AMPS, 40 °C TEMP. RISE, NO AIR FLOW  
 DCR 10 MILLI-OHMS MAX.  
 DC BIASED = 8.8 AMPS, INDUCTANCE = 9 UH  
 DC BIASED = 14 AMPS, INDUCTANCE = 8 UH  
 INDUCTANCE = 10 UH +10% @ LOW DC BIAS, 1 KHz, 250mv  
 3 SPECIFICATIONS:

2 WIRE: UL RECOGNIZED 200°C RATED MAGNET WIRE  
 CWS BYTE-MARK OR OTHER APPROVED PART  
 CORE: COATED HIGH FLUX TOROIDAL CORE

1 RATING CLASS B (130°C MIN.) REQUIRED  
 MATERIAL: UL RECOGNIZED 94V-0 FOR FLAMMABILITY

NOTES: TOROIDAL POWER CHOKE. ALL DIMENSIONS IN INCHES



CODE IDENT	MFG. P/N	DESCRIPTION	ITEM NO.
		<b>PARTS LIST</b>	
AUTOCAD SOLIDWORKS SIGN	X	CWS Coil Winding Specialist 1510 E. Edinger Ave. Unit B, Santa Ana, CA 92705	
DATE	DATE	TITLE	
2/8/04	2/9/04	Toroidal Power Chokes	
2/9/04	3/6/04	Toroid Inductor	
DRWN: TKK	CHK: KSIUM	SIZE: DIM. IN.	REV: B
APPR: JLAU	DATE: 3/6/04	SCALE: B	HF166-100M-8.8A
		DO NOT SCALE DRAWING	2=1